

You are here: [Home](#) / [Pumps](#) / [Northern California Pumps](#) / Conco's Putzmeister 28Z Specifications

# CONCO'S PUTZMEISTER 28Z SPECIFICATIONS

With its compact size and great flexibility, Putzmeister's 28Z offers superb maneuverability in congested [job sites](#). The short [vehicle](#) length without overhang and the small outrigger footprint provide easy setup in those tight areas. The versatile four-section Multi-Z boom with 89 feet 7 inches of vertical reach makes it easy to place concrete in hard-to-reach places.



## Specifications

### Boom Specifications

#### Boom Style

Boom Style	Multi-Z
------------	---------

Number of sections	4
--------------------	---

#### Height & Reach

Vertical reach	89' 7" (27.31m)
----------------	-----------------

Horizontal reach	78' 1" (23.80m)
Reach from front of truck	69' 2" (21.08m)
Reach depth	54' 6" (16.61m)
Unfolding height	21' 4" (6.50m)

### Boom Section Articulation

1st section articulation	90°
2nd section articulation	180°
3rd section articulation	250°
4th section articulation	248°

### Boom Section Length

1st section length	23' 0" (7.00m)
2nd section length	18' 4" (5.59m)
3rd section length	18' 4" (5.59m)
4th section length	18' 4" (5.59m)

### Outriggers

Outrigger spread: L-R-front hydraulically extend out & down	20' 5" (6.23m)
Outrigger spread: L-R-rear extend down	8' 7" (2.62m)
Outrigger load: Front	35,970 lbf (160 kN)
Outrigger load: Rear	22,480 lbf (100 kN)

\*All specifications **apply to** units mounted on PMA stock truck – MACK MRU 613 with .12H pump cell. Weights are approximate and include pump, boom, truck, driver and some fuel. Varies with options selected.

Dimensions will vary with different truck makes, models and specifications.

Maximum theoretical values listed.

## Truck Mounted Specifications

### Based on Model MACK MRU 613 with .12H pump cell

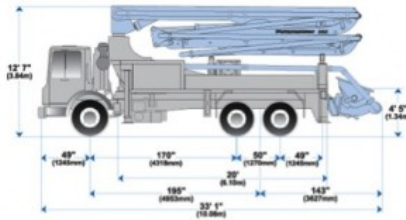

Length	33' 7" (10.24m)
Width	8' 2" (2.50m)
Height	12' 6" (3.82m)

Wheelbase	195" (4,953mm)
Front axle weight	10,125 lbs (4,592kg)
Rear axle weight	30,012 lbs (13,613kg)
Approx total weight	40,136 lbs (18,206kg)

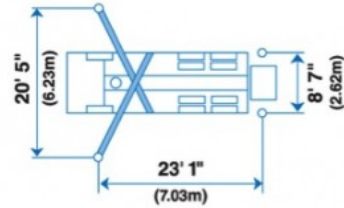
\*All specifications apply to units mounted on PMA stock truck – MACK MRU 613 with .12H pump cell. Weights are approximate and include pump, boom, truck, driver and some fuel. Varies with options selected.

Dimensions will vary with different truck makes, models and specifications. Maximum theoretical values listed.

## Diagrams



Photos and drawings are for illustrative purposes only. Dimensions will vary with different truck makes, models and specifications. For available options, please contact the factory.



Photos and drawings are for illustrative purposes only. Dimensions will vary with different truck makes, models and specifications. For available options, please contact the factory.

Read more on [Putzmeister 28Z Pump](#)

*Rent a Conco Pump or Belt, Complete With Operators!*

**Click to Request Info**

## NEWSLETTER

First Name:

Your first name

Last Name:

Your last name

Email address:

Your email address

SIGN UP

## SOCIAL MEDIA



## LATEST POSTS



Habitat for Humanity "Build Day Volunteer Program"

January 1, 2020



2019 Food Drive

December 19, 2019



2019 Pankow Awards in Outstanding Performance in Design and Engineering

December 16, 2019



One Day, Three Projects, 21,000 Yards of Concrete, Zero Injuries

September 13, 2019



The Conco Companies Begins Construction on New Hotel Franchise, The Moxy Hotel in Portland

September 12, 2019



The Conco Companies Joins Revitalization Efforts at The Waterfront Vancouver

September 12, 2019

## CATEGORIES

- > Announcements
- > Commercial concrete contractors in Denver
- > Concrete Design/Build
- > Concrete Finishing
- > Concrete Formwork
- > Concrete Pumping
- > Concrete Reinforcement
- > Confoam™
- > Construction Trucking
- > Cumulus Tower
- > Denver concrete
- > Hot News
- > Shotcrete
- > Solution
- > Spotlight

## FREE WHITEPAPER: HIRING THE BEST COMMERCIAL SUBCONTRACTOR

Hi, What is your Name?

Last Name

Email \*

## DOWNLOAD

### N. CALIFORNIA

5141 Commercial  
Circle  
Concord, CA 94520  
925-685-6799  
Phone  
925-685-6851 Fax

### S. CALIFORNIA

13052 Dahlia Street  
Fontana, CA 92337  
909-350-0474  
Phone  
909-350-0475 Fax

### WASHINGTON

18644 72nd Avenue  
S  
Kent, WA 98032  
425-251-1684  
Phone  
425-251-6548 Fax

### COLORADO

2045 W Union  
Avenue, Bldg A  
Englewood , CO  
80110  
303-996-9841  
Phone  
303-996-9840 Fax

### PORTLAND

838 SW 1st Ave  
#400, Portland, OR  
97204  
(971) 808-5954  
Phone

Copyright © 2020 · Conco. All Rights Reserved.

Conco's mission is to be the best supplier of concrete services in the Western United States and to bring expertise and unsurpassed quality to each project. We continue to upgrade and expand facilities to better serve the growing market for public works projects, commercial, parking structures, educational, and other construction development. We welcome the opportunity to offer our vast experience to your next project as one of the country's leading commercial concrete contractors.